


Northern California



Tile Roofs



MonierLifetile

Changing the way people think about roofs.



MonierLifetile® Energy Efficient Roof System

Delivers a structurally superior tile roof, while reducing energy costs for homeowners.



1 Elevated Batten System™

- Raises tile off deck, creating air space
- Provides effective thermal barrier
- Air flow prevents heat build-up



2 Vented Eave Riser

- Additional air space ventilation at the eaves
- Allows cooler air to enter the sub-tile area
- Patented decorative aesthetics



3 Zephyr Roll® or Figaroll

- Allows hot air to exhaust at the ridge
- Provides ventilation and weather-blocking



4 Light-Color, High-Profile Tile

- Lighter colors reduce heat absorption
- High-profile tile increases air space between the deck and tile; and generates the largest reductions
- Also functions with medium and low-profile tile

The numbers tell the story

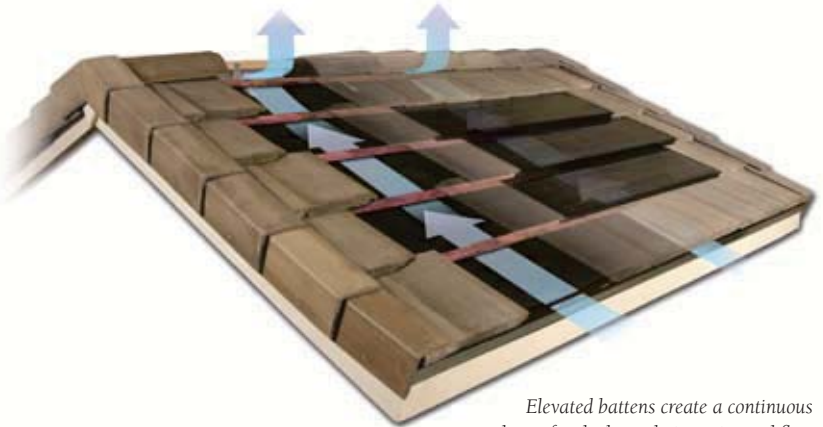
50% Reduction in the amount of heat penetrating the conditioned space versus direct-to-deck installations*

22% Reduction in energy consumption**

A Long-Term Solution

- Breathable assembly allows roof to ventilate and dry out
- Dry components last longer
- Entire roof lasts longer

As the sun slowly heats the tiles during the day, the air beneath the tiles in the sub-tile space is slowly heated. Rising heated air escapes through a vented ridge weather block, such as Figaroll, Zephyr Roll® or MLT RidgeVent.



Elevated battens create a continuous pathway for the heated air to rise and flow up to the ridge while drawing in cool, fresh air through the Vented Eave Risers.

“ ..venting offers a significant 50% reduction in the heat penetrating the conditioned space as compared to an asphalt shingle roof in direct contact with the roof deck.”

*William A. Miller, Ph.D.
Buildings Technology Center, Oak Ridge National Laboratory*

*Up to 50% reduction Steep-slope Assembly Testing of Clay and Concrete Tile with and without Cool Pigmented Colors, Oak Ridge National Laboratory, 2005. Results vary based on profile of tile installed.

**Up to 22% reduction Steep-slope Assembly Testing of Clay and Concrete Tile with and without Cool Pigmented Colors, Oak Ridge National Laboratory, 2005. Results vary based on profile of tile installed.



Being Green

Our Tradition and Promise

A single roof can impact our world

MonierLifetile is the roofing product that has been green for decades in the U.S. and for a generation through our European lineage. As a leader in the Green Building movement, MonierLifetile is committed to using naturally available materials which mitigates the negative impact to the environment and emphasizes conservation and energy efficiency.

Concrete roof tile is inherently sustainable. The durable lifecycle of MonierLifetile products – from beginning to end – meets the needs of the present without compromising those of the future.

MonierLifetile is committed to reducing the total amount of greenhouse gases produced – from the environmentally conscious manufacture of the product; to the plant to market transport radius; to the ultimate re-use and recyclability – thereby minimizing our carbon footprint.

Concrete roof tile is known for its longevity and small footprint on the planet

Green from the Outset. Lasts for Generations.

- Locally harvested raw materials
- Low impact manufacturing processes lessen our carbon footprint
- Concrete tile reabsorbs up to 20 percent of carbon dioxide emissions
- Energy efficient installation techniques minimize heating and cooling costs
- Natural in origin, concrete tiles can be recycled to minimize environmental impact

Being a green leader, MonierLifetile is committed to providing the most energy efficient and environmentally friendly tile roof system in the U.S.

MonierLifetile's 13 plants across the United States are strategically located to provide quick service to local markets. This manufacturing diversification also reduces our carbon footprint by reducing the transportation distance necessary to deliver raw materials to our production facilities and finished product to customers.



Contents

MonierLifetile® Energy Efficient Roof	1
Being Green - Our Tradition & Promise.	2
Profile Overview - Standard Weight Tile	4
Barcelona 900™	5
Boosted Barcelona Caps	6
Villa 900™	7
Saxony 900 Hartford® Slate	9
Saxony 900™ Split Old English Thatch	10
Saxony 900™ Slate	11
Saxony 900™ Shake	13
MonierLifetile® Madera	15
Finishing Touches - Standard Weight Tiles	16
Roof System Components	17
Technical Specifications and Packaging	28

Code Approval: Complies with all building codes including but not limited to ICC ESR-1647. Some approvals are regional and only apply to locally produced products; please contact MLT before transporting product across state lines. Specifically, products used in the Miami Dade County region of Florida require special testing and recognition.

Disclaimer: The printed colors shown in this brochure may vary from actual available tile colors. Before making a final selection, be sure to review actual tile samples and roof installations. Please contact your local sales office for further assistance. Categories, typographical errors subject to change without notice. No performance guarantee is offered or implied beyond that expressly indicated.


Efflorescence is a temporary surface condition which is common to all concrete products. The process is caused by the chemical nature of cement. This reaction can appear as an overall chalky white bloom (a softening of color) or in more concentrated patches. It is difficult to predict how long the effects of efflorescence will last. It depends on the type and amount of deposit as well as local weather conditions. The action of carbon dioxide and rainwater will gradually remove the deposit, in most cases, leaving the original color of the roof intact without further efflorescence occurring. It is superficial and in no way affects the quality or functional properties of the tile.

Installation: Please consult the Tile Roofing Institute (TRI) Installation guides for application recommendations.

Technical specifications do not constitute a warranty by MonierLifetile. The only applicable warranty with respect to this product is the Limited Lifetime, Fully Transferable, Non-Prorated Product Warranty for tile contained in MonierLifetile's product literature, dated most recently prior to the installation of this product on the owner's roof. For more warranty information, please call (888) 926-2585.

Profile Overview

Standard Weight Tile



Barcelona 900™
Patent Pending

Barcelona 900 is designed to reflect the classic style and distinctiveness of Spanish architecture, popular in the early California missions that stretched from Santa Barbara to San Juan Capistrano.

- Classic style with the durability and value of concrete tile
- Distinct hue combinations that create a beautiful, rustic appearance



**Boosted
Barcelona
Caps**

Boosted Barcelona Caps is an available installation application when combined with Barcelona 900 field tiles, replicates the appearance of an authentic mortar-boosted tile.

- Available in colors that emulate the warm, rustic tones of natural clay
- Superior manufacturing techniques make Boosted Barcelona simple to install—reducing installation costs



Villa 900™
Patent Pending

Villa 900 emulates the most popular tile in the world faithfully re-creating the beautiful Mediterranean style popular in Italy and Southern France.

- Unique colors and blends can enhance any architectural theme
- Superior strength and durability of concrete tile



Saxony 900™
Patent Pending

Hartford® Slate
Split Old English
Thatch
Slate
Shake

This beautiful design is representative of the roof styles found in England, Northern Europe and the Eastern Seaboard; and is versatile enough to accentuate any architectural style.

- Unique colors and blends can enhance any architectural theme
- Available in a variety of surface treatments that emulate natural materials while offering the strength and durability of concrete tile



**MonierLifetile®
Madera**

MonierLifetile Madera is the most affordable, authentic replication of a hand-split cedar shake roof available. With its realistic wood shake surface, MonierLifetile Madera is flexible enough to complement any architectural style.

- Realistic colors that emulate the natural colors and textures of cedar shake
- Class A fire rating; superior resistance to wind and hail

MonierLifetile has a variety of tile profiles and colors that are CRRC certified to meet California Title 24 requirements. For specifics on these products in your area, visit our website or contact your local MLT Sales Representative for more information.

Best Sellers



Our most popular colors as chosen by you, our customer. Products noted as Best Sellers are our most readily available colors, please check with your local Sales Representative for current tile availability.

Barcelona 900™

Patent Pending




Apple Bark
Capri Trim
Capri Hip Starter
Capri Apex 3-Way

1HBCS0431
1CTCS0431
1CHCS0431
1C3CS0431




Terra Cotta Flash
Capri Trim
Capri Hip Starter
Capri Apex 3-Way

 1HBCS6300
1CTCS6300
1CHCS6300
1C3CS6300




California Mission Blend
Capri Trim
Capri Hip Starter
Capri Apex 3-Way

 1HBCS6464
1CTCS6464
1CHCS6464
1C3CS6464




Brown Blend
Capri Trim
Capri Hip Starter
Capri Apex 3-Way

 1HBCS3233
1CTCS3233N
1CHCS3233N
1C3CS3233N




Casa Grande Blend
Capri Trim
Capri Hip Starter
Capri Apex 3-Way

 1HBCS6169
1CTCS6169N
1CHCS6169
1C3CS6169



Rio Grande Blend
Capri Trim
Capri Hip Starter
Capri Apex 3-Way

 1HBCS6142
1CTCS6142N
1CHCS6142N
1C3CS6142N



Gulfstream
Capri Trim
Capri Hip Starter
Capri Apex 3-Way

1HBCS4960
1CTCS4960
1CHCS4960
1C3CS4960



Salerno Clay
Capri Trim
Capri Hip Starter
Capri Apex 3-Way

1HBCS6330
1CTCS6330
1CHCS6330
1C3CS6330



Verona Clay
Capri Trim
Capri Hip Starter
Capri Apex 3-Way

1HBCS7330
1CTCS7330
1CHCS7330
1C3CS7330

Boosted Barcelona Caps



Boosted Barcelona Caps on Barcelona 900 California Mission Blend - 20% Application



Gulfstream

1BLCS4960K



Casa Grande Blend

1BLCS6169K



California Mission Blend

1BLCS6464K



Brown Blend

1BLCS3233K



Salerno Clay

1BLCS6330K

Boosted Barcelona Caps is an available application of Barcelona 900™ tile and should be installed with Barcelona 900™ field tile.



Casa Grande Blend
Capri Trim
Capri Hip Starter
Capri Apex 3-Way

 1VICS6169
1CTCS6169N
1CHCS6169
1C3CS6169




California Mission Blend
Capri Trim
Capri Hip Starter
Capri Apex 3-Way

 1VICS6464
1CTCS6464
1CHCS6464
1C3CS6464



Desert Sage
Capri Trim
Capri Hip Starter
Capri Apex 3-Way

 1VICS0024
1CTCS0024N
1CHCS0024N
1C3CS0024N




Marbled Terra Cotta
Capri Trim
Capri Hip Starter
Capri Apex 3-Way

 1VICS6129
1CTCS6129
1CHCS6129
1C3CS6129



Pueblo Sienna Blend
Capri Trim
Capri Hip Starter
Capri Apex 3-Way

 1VICS5537
1CTCS5537
1CHCS5537
1C3CS5537



Camino Blend
Capri Trim
Capri Hip Starter
Capri Apex 3-Way

1VICS3163
1CTCS3163N
1CHCS3163N
1C3CS3163N



Verona Clay
Capri Trim
Capri Hip Starter
Capri Apex 3-Way

1VICS7330
1CTCS7330
1CHCS7330
1C3CS7330



Salerno Clay
Capri Trim
Capri Hip Starter
Capri Apex 3-Way

1VICS6330
1CTCS6330
1CHCS6330
1C3CS6330



Gulfstream
Capri Trim
Capri Hip Starter
Capri Apex 3-Way

1VICS4960
1CTCS4960
1CHCS4960
1C3CS4960

Saxony 900™

Patent Pending

This beautiful design is representative of the roof styles found in England, Northern Europe and the Eastern Seaboard; and is versatile enough to accentuate any architectural style.

- Unique colors and blends can enhance any architectural theme
- Available in a variety of surface treatments that emulate natural materials while offering the strength and durability of concrete tile



Hartford® Slate

Hartford Slate receives a surface texture designed to emulate the surface of natural slate. Natural slate is the traditional roofing material used for homes in the Eastern States, Great Britain and Northern Europe.

Split Old English Thatch

Split Old English Thatch combines the look of a natural slate with the varied appearance of a hand-hewn split tile capturing the charming architecture of an old English countryside.



Slate

Slate is designed to complement the inherent beauty in French and Tudor architectural styles. Available in a broad range of colors, it faithfully captures the appearance of natural slate.



Shake


Shake perfectly captures the rustic warmth and beauty of country living by re-creating the look of hand-hewn shakes.



Hartford Slate



Stone Mountain Blend
90° Rake
3-Sided Ridge
3-Sided Hip Starter
Apex 3-Way
Apex 4-Way

 1FVCD5354
1R9CS5354
1R3CS5354
1FHCS5354
13ACS5354
14ACS5354



Charcoal Brown Blend
90° Rake
3-Sided Ridge
3-Sided Hip Starter
Apex 3-Way
Apex 4-Way

1FVCD1132
1R9CS1132N
1R3CS1132N
1FHCS1132N
13ACS1132N
14ACS1132N



Toffee
90° Rake
3-Sided Ridge
3-Sided Hip Starter
Apex 3-Way
Apex 4-Way

1FVCD0007
1R9CS0007
1R3CS0007
1FHCS0007
13ACS0007
14ACS0007



Forest Green
90° Rake
3-Sided Ridge
3-Sided Hip Starter
Apex 3-Way
Apex 4-Way

1FVCD4598
1R9CS4598
1R3CS4598
1FHCS4598
13ACS4598
14ACS4598



Cherrywood
90° Rake
3-Sided Ridge
3-Sided Hip Starter
Apex 3-Way
Apex 4-Way

1FVCD7002
1R9CS7002
1R3CS7002
1FHCS7002
13ACS7002
14ACS7002



Appalachian Blend
90° Rake
3-Sided Ridge
3-Sided Hip Starter
Apex 3-Way
Apex 4-Way

1FVCD0330
1R9CS0330
1R3CS0330
1FHCS0330
13ACS0330
14ACS0330



Saxony 900 Slate Brookside Rosewood Blend

Split Old English Thatch



Autumnwood
90° Rake
3-Sided Ridge
3-Sided Hip Starter
Apex 3-Way



1FOCZ3002
1R9CS3002
1R3CS3002
1FHCS3002
13ACS3002



Charcoal
90° Rake
3-Sided Ridge
3-Sided Hip Starter
Apex 3-Way

1FOCZ1130
1R9CS1130
1R3CS1130
1FHCS1130
13ACS1130



Toffee
90° Rake
3-Sided Ridge
3-Sided Hip Starter
Apex 3-Way

1FOCZ0007
1R9CS0007
1R3CS0007
1FHCS0007
13ACS0007



Vintagewood
90° Rake
3-Sided Ridge
3-Sided Hip Starter
Apex 3-Way

1FOCZ5011
1R9CS5011
1R3CS5011
1FHCS5011
13ACS5011



Cliffside
90° Rake
3-Sided Ridge
3-Sided Hip Starter
Apex 3-Way

1FOCZ3940
1R9CS3940
1R3CS3940
1FHCS3940
13ACS3940



Buckskin
90° Rake
3-Sided Ridge
3-Sided Hip Starter
Apex 3-Way

1FOCZ0141
1R9CS0141
1R3CS0141
1FHCS0141
13ACS0141

Saxony Split Old English Thatch should be applied in a random, broken-bond with a minimum 3" offset between the sidelaps of adjacent courses. Sidelaps in alternate courses shall not be in direct alignment. Saxony Split Old English Thatch should be installed using a 4" headlap.



Saxony 900 Split Old English Thatch Charcoal

Slate



Charcoal Brown Blend
90° Rake
3-Sided Ridge
3-Sided Hip Starter
Apex 3-Way
Apex 4-Way

1FACS1132
1R9CS1132N
1R3CS1132N
1FHCS1132N
13ACS1132N
14ACS1132N



Natural Marble
90° Rake
3-Sided Ridge
3-Sided Hip Starter
Apex 3-Way
Apex 4-Way

1FACS5037
1R9CS5037
1R3CS5037
1FHCS5037
13ACS5037
14ACS5037



Brookside Rosewood Blend
90° Rake
3-Sided Ridge
3-Sided Hip Starter
Apex 3-Way
Apex 4-Way

1FACS0212
1R9CS0212
1R3CS0212
1FHCS0212
13ACS0212
14ACS0212



California Mission Blend
90° Rake
3-Sided Ridge
3-Sided Hip Starter
Apex 3-Way
Apex 4-Way

1FACS6464
1R9CS6464
1R3CS6464
1FHCS6464
13ACS6464
14ACS6464



Stone Mountain Blend
90° Rake
3-Sided Ridge
3-Sided Hip Starter
Apex 3-Way
Apex 4-Way

1FACS5354
1R9CS5354
1R3CS5354
1FHCS5354
13ACS5354
14ACS5354



Desert Sage
90° Rake
3-Sided Ridge
3-Sided Hip Starter
Apex 3-Way
Apex 4-Way

1FACS0024
1R9CS0024
1R3CS0024
1FHCS0024
13ACS0024
14ACS0024



Saxony 900 Slate California Mission Blend

Slate



Cherrywood
90° Rake
3-Sided Ridge
3-Sided Hip Starter
Apex 3-Way
Apex 4-Way

1FACS7002
1R9CS7002
1R3CS7002
1FHCS7002
13ACS7002
14ACS7002



Charcoal
90° Rake
3-Sided Ridge
3-Sided Hip Starter
Apex 3-Way
Apex 4-Way

 1FACS1130
1R9CS1130
1R3CS1130
1FHCS1130
13ACS1130
14ACS1130



Appalachian Blend
90° Rake
3-Sided Ridge
3-Sided Hip Starter
Apex 3-Way
Apex 4-Way

1FACS0330
1R9CS0330
1R3CS0330
1FHCS0330
13ACS0330
14ACS0330



Newport Sun
90° Rake
3-Sided Ridge
3-Sided Hip Starter
Apex 3-Way
Apex 4-Way

1FACS6953
1R9CS6953
1R3CS6953
1FHCS6953
13ACS6953
14ACS6953




Saxony 900 Slate Natural Marble

Shake




Shadow Brown
90° Rake
3-Sided Ridge
3-Sided Hip Starter
Apex 3-Way
Apex 4-Way

-  1FBCF3214
- 1R9CL3214
- 1R3CL3214
- 1FHCL3214
- 13ACL3214
- 14ACB3214N



Brown Blend
90° Rake
3-Sided Ridge
3-Sided Hip Starter
Apex 3-Way
Apex 4-Way

-  1FBCF3233
- 1R9CL3233
- 1R3CL3233
- 1FHCL3233
- 13ACL3233
- 14ACB3233




Shadow Grey
90° Rake
3-Sided Ridge
3-Sided Hip Starter
Apex 3-Way
Apex 4-Way

- 1FBCF5225
- 1R9CL5225
- 1R3CL5225
- 1FHCL5225
- 13ACL5225
- 14ACB5225




Charcoal Brown Blend
90° Rake
3-Sided Ridge
3-Sided Hip Starter
Apex 3-Way
Apex 4-Way

-  1FBCF1132
- 1R9CL1132
- 1R3CL1132
- 1FHCL1132
- 13ACL1132
- 14ACB1132N




Kocomo Blend
90° Rake
3-Sided Ridge
3-Sided Hip Starter
Apex 3-Way
Apex 4-Way

-  1FBCF3763
- 1R9CL3763
- 1R3CL3763
- 1FHCL3763
- 13ACL3763
- 14ACB3763




Dove Brown II
90° Rake
3-Sided Ridge
3-Sided Hip Starter
Apex 3-Way
Apex 4-Way

-  1FBCF3152
- 1R9CL3152
- 1R3CL3152
- 1FHCL3152
- 13ACL3152
- 14ACB3152



Cedar Blend
90° Rake
3-Sided Ridge
3-Sided Hip Starter
Apex 3-Way
Apex 4-Way

-  1FBCF3293
- 1R9CL3293
- 1R3CL3293
- 1FHCL3293
- 13ACL3293
- 14ACB3293




Sienna Blend
90° Rake
3-Sided Ridge
3-Sided Hip Starter
Apex 3-Way
Apex 4-Way

-  1FBCF6614
- 1R9CL6614
- 1R3CL6614
- 1FHCL6614
- 13ACL6614
- 14ACB6614




Charcoal Blend
90° Rake
3-Sided Ridge
3-Sided Hip Starter
Apex 3-Way
Apex 4-Way

-  1FBCF1430
- 1R9CL1430
- 1R3CL1430
- 1FHCL1430
- 13ACL1430
- 14ACB1430

Shake



Dark Ash
90° Rake
3-Sided Ridge
3-Sided Hip Starter
Apex 3-Way
Apex 4-Way

 1FBCF5139
1R9CL5139
1R3CL5139
1FHCL5139
13ACL5139
14ACB5139



Hickory
90° Rake
3-Sided Ridge
3-Sided Hip Starter
Apex 3-Way
Apex 4-Way

1FBCF3726
1R9CL3726
1R3CL3726
1FHCL3726
13ACL3726
14ACB3726



Toffee
90° Rake
3-Sided Ridge
3-Sided Hip Starter
Apex 3-Way
Apex 4-Way

1FBCF0007
1R9CL0007
1R3CL0007
1FHCL0007
13ACL0007
14ACB0007



Saxony 900 Shake Charcoal Brown Blend

MonierLifetile® *Madera*



Mountainwood
90° Rake
V-Ridge
Tapered Eave Starter



1MDCL5001
19CCL5001
1VCCL5001
1CECL5001



Autumnwood
90° Rake
V-Ridge
Tapered Eave Starter



1MDCL3002
19CCL3002
1VCCL3002
1CECL3002



Sagewood
90° Rake
V-Ridge
Tapered Eave Starter



1MDCL4002
19CCL4002
1VCCL4002
1CECL4002



MonierLifetile Madera Mountainwood



Vintagewood
90° Rake
V-Ridge
Tapered Eave Starter



1MDCL5011
19CCL5011
1VCCL5011
1CECL5011

Finishing Touches

Standard Weight Tile

MonierLifetile provides all of the necessary products for a durable and beautiful roof installation. Our trim tile is the most efficient and attractive way to complete your roof. In addition to rake and ridge pieces, MonierLifetile manufactures hip starters and apex tiles that ease installation. All are protected by our Limited Lifetime, Fully Transferable, Non-Prorated Product Warranty for tile.

- Precision production techniques provide a consistent look throughout the project
- Colors and textures complement field tile; no need to mix colored mortar
- Easier and faster to install than mortar balls; no second steps
- Reduces labor time and expense

Barcelona 900™

Capri Trim

Hip Starter

Apex 3-Way



Villa 900™

Capri Trim

Hip Starter

Apex 3-Way



Saxony 900™

Hartford® Slate
Split Old English Thatch
Slate
Shake

90° Rake

3-Sided Ridge

3-Sided Hip Starter

Apex 3-Way

Apex 4-Way



MonierLifetile® Madera

90° Rake

V-Ridge

Tapered Eave Starter



Piece-by-piece peace of mind.

At MonierLifetile we view a roof as not a mere tile covering but a dynamic, performing system that protects, breathes and ages with the structure. By studying roof performance characteristics and failure points, we have created Roof System Components—a collection of components that, when installed properly and used comprehensively, result in a tile roof that lasts longer and increases energy savings.

- Ensures all areas of a roof are protected and utilized for optimum performance
- Improves weatherproofing and “breathability” of a tile roof
- Helps prevent water damage
- Increases airflow and ventilation
- Provide aesthetically pleasing design elements
- When used together, selected products form our Energy Efficient Roof System

These components further reinforce our belief that we must strive to perfect not only a roof’s aesthetic form, but also its primary function. Only then can we provide our customers with a roofing solution unmatched by any other roofing company.

Vents (Page 26)

It’s estimated 75% of homes have deficient attic ventilation, which increases energy costs and diminishes the lifespan of roofing underlays. These products ensure proper ventilation and help reduce energy costs.

- Zephyr Vent®
- Brandguard Flame and Ember Resistant Vents

Hip & Ridge (Page 22-23)

Hips and ridge weather blocking helps prevent wind-driven rain, snow and other debris from entering the peaks and corners of a roof, and increases ventilation.

- Figaroll
- Zephyr Roll®
- Zephyr Block
- MLT RidgeVent
- MLT Universal Water Dam
- Ridge Riser

Valleys (Page 25)

Channeling water properly helps prevent it from collecting on the deck—which can damage the underlayment and cause the roof deck and underlying structure to rot.

- Ribbed Valley Metal



Fasteners (Page 20-21)

While standard roofing nails are typically used according to local code requirements, MonierLifetile recommends premium fasteners that offer added performance and security.

- Wind Clips
- QuikDrive® Screws
- Boosted Barcelona Wire Ties



Flashing (Page 21)

Proper flashings prevent water, snow and debris from entering joints where the walls meet the roof deck. The use of flashing creates the proper barrier in this situation.

- Wakaflex®

Underlayment (Page 25)

While tile is ultimately the first line of defense against the elements, underlayments provide a secondary level of protection directly on top of the roof deck from deterioration, moisture and leaks.

- MLT TileSeal®

Eaves (Page 19-20)

Proper eave treatment creates a finished look for the roof and enhances its overall functionality. By elevating the first course of tile to the proper height, it completes the overall aesthetic of the roof, and prevents infestation.

- Vented Eave Riser
- Eave Closure
- Anti Ponding Taper Strip

Tools (Page 24)

Use the best tools for the job. MonierLifetile offers the QuikDrive® screw gun and roofing specific screws for fast, easy and reliable fastening.

- QuikDrive® Auto-Feed Screw Gun & Case

Battens (Page 19)

Our Elevated Battens are a crucial aspect of MonierLifetile's Energy Efficient Roof System, and improve the performance of any tile installation. They provide positive anchoring for each tile, raising each tile off the roof deck for enhanced water flow and ventilation.

- Elevated Batten System™ (EBS)
 - Fire Retardant EBS
- Batten Extenders

Rake & Gable End (Page 24)

MonierLifetile's alternative to rake tiles provide aesthetic options and protection against weather, animal infestation and debris accumulation.

- Gable End Rubber Wedges
- Metal Rake Trim

Miscellaneous (Page 26)

Additional products that help in creating an optimal tile roof.

- Roof Layout Tape



Battens

Elevated Batten System™ Part of the MonierLifetile® Energy Efficient Roof System




- Allows water to pass freely beneath the batten
- Prevents water damming that can damage the roof deck
- Significantly reduces nail penetrations
- Provides an effective thermal barrier

- Suitable for all tile profiles
- Reduces labor and installation costs
- Construction grade or better Douglas Fir, graded for split shake, wane and knot size
- Patent #6,536,171 B1
- Volume pricing available

Part Number	Description	Profile
91093	EBS - Elevated Batten System 1" x 2" x 4'	All
91182	Drop Ship/Ship To - 1200 Bundles/Truck	All
91320	EBS - Fire Retardant 1" x 2" x 4' - 1-599 Bundles/Truck	All
	Drop Ship/Ship To - 600-1199 Bundles/Truck	
	Drop Ship/Ship To - 1200 Bundles/Truck	
91150	EBS - Elevated Batten System 1" x 3" x 4'	All
91178	Drop Ship/Ship To - 672 Bundles/Truck	All
91322	EBS - Fire Retardant 1" x 3" x 4' - 1-359 Bundles/Truck	All
	Drop Ship/Ship To - 360-719 Bundles/Truck	
	Drop Ship/Ship To - 720 Bundles/Truck	
91152	EBS - Elevated Batten System 1" x 2" x 8'	All
91183	Drop Ship/Ship To - 1080 Bundles/Truck	All
91184	EBS - 1" x 3" x 8" - Drop Ship/Ship To - 684 Bundles/Truck	All
91460	EBS - Plastic Pads - Drop Ship	All

Batten Extenders (Fits on 1" x 2" battens only)



- Elevated to allow water to pass freely beneath the extender
- Perfect for cut tiles at the valley and other roof intersections
- Suitable for all tile profiles

Part Number	Description	Profile
90000	Batten Extender 10"	All
90001	Batten Extender 18"	All

- Injection molded plastic
- Volume pricing available

Eaves

Vented Eave Riser Part of the MonierLifetile® Energy Efficient Roof System



- Enhanced aesthetics at the eave
- Superior fit for most MonierLifetile profiles
- Provides tile space ventilation
- Allows for reduced energy consumption
- 26 ga galvanized steel, painted
- Patent # D483 133
- Volume pricing available



Eave Closure



- Elevates eave course to the proper height
- Helps to prevent wind driven rain and vermin from damaging the roof deck
- Provides a finished appearance to the eave area of the roof for all MonierLifetile profiles
- Volume pricing available



(Part numbers continue on the next page)

Eaves

Part Number	Description	Profile
91128	EBS - Vented Eave Riser - Metal - Charcoal Grey	Barcelona
91127	Vented Eave Riser - Metal - Charcoal Grey	Barcelona
91129	Eave Closure - Metal - Charcoal Grey	Barcelona
91192	Eave Closure - Metal - Terra Cotta	Barcelona
91123	EBS - Vented Eave Riser - Metal - Charcoal Grey	Villa
91214	EBS - Vented Eave Riser - Metal - Terra Cotta	Villa
91124	Vented Eave Riser - Metal - Charcoal Grey	Villa
91198	Vented Eave Riser - Metal - Terra Cotta	Villa
91083	Eave Closure - Metal - Charcoal Grey	Villa
91195	Eave Closure - Metal - Terra Cotta	Villa
90751	EBS - Vented Eave Riser - Metal - Black	Saxony
91119	Vented Eave Riser - Metal - Charcoal Grey	Saxony
91197	Vented Eave Riser - Metal - Brown	Saxony
91122	Eave Closure "T" 1 1/2" 60°/120° - Metal - Charcoal Grey	Saxony
90068	Eave Closure "T" 1 1/2" 60°/120° - Metal - Brown	Saxony
91126	Eave Closure "L" 1 1/2" - Metal - Charcoal Grey	Saxony
90150	Eave Closure "L" 1 1/2" - Metal - Brown	Saxony
90050	Eave Closure "T" 7/8" - Brown	MLT Madera
91193	Eave Closure "L" 7/8" - Brown	MLT Madera

Anti-Ponding Taper Strip



Part Number	Description	Profile
90043	Anti-Ponding Taper Strip 1 1/2"	All

- Meets code requirements for eave treatments
- Helps to prevent water from collecting behind raised fascia and causing rot
- Lightweight easy to handle and install
- An economical choice when compared with metal anti-ponding systems

Fasteners

Wind Clips



- Designed to provide maximum wind uplift resistance
- Quick and easy to install
- Different sizes available for all tile profiles and installation methods
- Corrosion resistant
- Meets building code requirements
- 10 ga galvanized steel

Part Number	Description	Profile
91143	EBS - Wind Clip 3 3/4" Eaves - Galvanized	Barcelona
91144	Wind Clip 3 1/16" Deck/Batten Eave - Galvanized	Barcelona
90283	Wind Clip 2 5/8" - Galvanized	Villa
91113	EBS - Wind Clip 2 1/2" Deck/Batten Eave - Galvanized	Saxony
91222	Wind Clip 1 1/4" Deck/Batten Eave - Galvanized	Saxony

Fasteners

QuikDrive® Screws



- ASTM 641 Class 1 Screws - Roofing Specific
- Single screw installation improves tile walkability
- Suitable for all tile profiles
- 10 ga galvanized steel
- See the Tools section on page 24 for QuikDrive screw guns

Part Number	Description
90210	QuikDrive® 2" Zinc Galvanized Screws
90211	QuikDrive® 2-1/2" Zinc Galvanized Screws
90920	QuikDrive® 2" Galvanized Screws
91089	QuikDrive® 2 1/2" Galvanized Screws

Boosted Barcelona Wire Ties



- Wire ties and instructions for Boosted Barcelona Caps are included in the pallet of field tile; order additional through this part number
- 16 ga stainless steel, 140 pieces per bag

Part Number	Description	Profile
90781	Wire Ties & Installation Instructions	Boosted Barcelona

Flashing

Wakaflex®



- Universal flashing suitable for all roof abutments and all tile profiles
- Excellent alternative to lead or metal flashing
- A must-have for tricky details and small repairs
- Easy to handle and self-adhering for a fast installation; no special tools or soldering required
- Provides a clean, finished appearance
- Paintable to match surrounding field tiles
- No environmental concerns
- Polyisobutylene (PIB) with aluminum webbing and butyl adhesive edges
- Volume pricing available

Part Number	Description	Profile
90912	Wakaflex® 11" x 33' - Black	All
91216	Wakaflex® 22" x 16 3/8' - Black	All

Hip & Ridge

Figaroll Part of the MonierLifetile® Energy Efficient Roof System



90430

Part Number	Description	Profile
90430	Figaroll 11" x 33' - Charcoal	All

- Universal ridge vent and weather block
- Cost effective, code-compliant ventilation
- 8 Square inches per linear foot ventilation area provides venting at optimal location while reducing field vent requirements
- Rollable installation reduces labor and installation costs
- Butyl adhesive strips provide a weather-tight seal
- Flexible enough to fit any tile profile
- Volume pricing available

Zephyr Roll® Part of the MonierLifetile® Energy Efficient Roof System



Part Number	Description	Profile
90744	Zephyr Roll® 11" x 33'	Villa/Saxony/MLT Madera
90746	Zephyr Roll® 13.4" x 33'	Barcelona

- Universal ridge vent and weather block
- Cost effective, code-compliant ventilation
- 8 Square inches per linear foot ventilation area provides venting at optimal location while reducing field vent requirements
- Rollable installation reduces labor and installation costs
- Butyl adhesive strips provide a weather-tight seal
- Two sizes fit all tile profiles
- Volume pricing available

Zephyr Block™



Part Number	Description	Profile
91078	Zephyr Block 11" x 33'	Villa/Saxony/MLT Madera
91079	Zephyr Block 13.5" x 33'	Barcelona

- Universal hip and ridge weather block
- Cost effective
- Rollable installation reduces labor and installation costs
- Butyl adhesive strips provide a weather-tight seal
- Flexible enough to fit any tile profile
- Volume pricing available

Hip & Ridge

MLT RidgeVent Part of the MonierLifetile® Energy Efficient Roof System



Part Number	Description	Profile
91302	MLT RidgeVent 10 3/4" x 20' - Black	Saxony
91301	Drop Ship/Ship To - 28 Pallets/HTL	
91300	Drop Ship/Ship To - 56 Pallets/FTL	

- Eliminates field and dormer vents for most roof designs with sufficient soffit venting
- 22 sq. inches per lineal foot net free air flow at optimal location
- Ridge component of the MLT Energy Efficient Roof System – which enhances energy savings when installed with MLT's Elevated Battens and Vented Eave Risers
- Less expensive than the traditional application of mortar or rolled weather block plus field or dormer vents
- All-in-one ridge vent and weather block solution
- Can be used with any manufacturer's flat profile roof tiles

MLT Universal Water Dam Part of the MonierLifetile® Energy Efficient Roof System



Part Number	Description	Profile
91305	MLT Universal Water Dam 14" x 20' - Black	Saxony
91304	Drop Ship/Ship To - 28 Pallets/HTL	
91303	Drop Ship/Ship To - 56 Pallets/FTL	

- In severe weather regions of high wind driven rain, MLT Universal Water Dam must be used with MLT RidgeVent at all ridges and as necessary, the top third of hips
- For use with MLT RidgeVent at top third of hips only in all remaining regions where severe weather does not occur
- Exceeds ICC and Miami-Dade wind drive rain performance tests
- 22 square inches net free airflow per lineal foot at optimal location when used with MLT RidgeVent
- Adheres directly to the roof deck for ease of installation
- Self-end capping to prevent water intrusion at the gable ends

Ridge Riser



Part Number	Description	Profile
90760	Ridge Riser	All

- Elevates ridge board to proper height
- Use of a common 2" x 2" nailer on all tile profiles reduces lumber costs and eliminates the need to inventory multiple ridge board sizes
- 16 ga galvanized steel
- One size fits all tile profiles
- Volume pricing available

Rake & Gable End

Gable End Rubber Wedges




Part Number	Description	Profile
91236	EBS - Rubber Wedges	Saxony
91111	Batten - Rubber Wedges	Saxony
91233	EBS - Rubber Wedges	MLT Madera
90137	Deck - Rubber Wedges	MLT Madera

- Easily conforms to the shape of the tile to fill space created by overlapping tiles at the rake
- Maintains the look of a traditional wood shake rake line
- Helps eliminate the migration of vermin and debris under the roof system

- Low cost, easy to install
- Option to standard rake tiles or mortar and mortar backing
- Allows for molded or sculpted finishes at the rake edge

Metal Rake Trim



Part Number	Description	Profile
91125	Metal Rake Trim - Charcoal Grey	Saxony
90136	Metal Rake Trim - Brown	MLT Madera

- Provides a finished appearance to the rake line
- Helps to prevent the migration of debris and vermin under the roof system
- Easy to install
- 26 ga galvanized steel, painted

Tools

QuikDrive® Auto-Feed Screw Gun and Case



Part Number	Description	Profile
91060	Corded QuikDrive® Auto-Feed Screw Gun and Case	All

- Suitable for all tile profiles
- Screw installation improves tile walkability
- Adjustable depth control
- Full year manufacturer's warranty
- See the Fasteners section on page 21 for QuikDrive screws

Underlayment

MLT TileSeal®



Part Number	Description	Profile
91020	2 Square Roll	All
91059	Drop Ship/Ship To - 720 Rolls/Truck	All

- Modified asphalt with woven polyester surface
- Self-adhesive tile underlayment for a fast and easy installation
- Stable in high temperatures
- Superior slip resistant surface
- Provides an excellent adhesion surface for foam installations
- Seals penetrations in mechanically fastened installations
- 20 year manufacturer's warranty
- UV. resistant for up to 6 months
- Modified asphalt with a woven polyester surface
- Stable between -25° F and 200° F
- Approvals: Dade County Approval No. 02-0919.10; SBCCI PST & ESI Evaluation Report No. 9660; ASTM D4869, Type I and Type II; ASTM D226, Type I and Type II; ICBO ASTM D 1970, ASTM D412, ASTM D903, ASTM E 96; ICBO AC 48; Dade County TAS 103; Underwriters Laboratory
- Volume pricing available

Valleys

Ribbed Valley Metal



Part Number	Description	Profile
91157	EBS - 5 Ribbed Valley Metal 1" Ctr. Div., 3/8" Open Hem - Galvanized	All

- Suitable for all tile profiles
- Universal for all slopes and tile applications
- Raised ribs elevate tile and battens out of water flow area, preventing debris accumulation
- Channels water off of the roof, helping to prevent lateral flow across the roof deck
- 26 ga galvanized
- Volume pricing available

Vents

Zephyr Vent®



Part Number	Description	Profile
91116	Zephyr Vent® - White	Barcelona
90962	Zephyr Vent® Metal Vent Screen (optional)	All

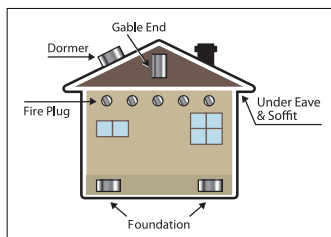
- Approximately 100 inches airflow for increased attic ventilation, resulting in reduced cooling costs
- Provides superior performance in an aesthetically enhanced design
- Low profile tile mimicking design blends with surrounding field tiles
- Paintable to match surrounding field tile
- Tile clip for maximum wind uplift resistance
- Rain guard to prevent wind driven rain from entering the vent
- Included mesh sub flashing reduces insect and rodent invasion
- Locks securely into surrounding field tiles
- High impact polystyrene body

Brandguard Flame and Ember Resistant Vents



Description	Profile
Dormer Vents - 19" x 3", 9" x 18", 12" x 24"	All
Under Eave/Soffit Vents - 14" x 3.5", 14" x 5", 22" x 3", 22" x 3.5", 22" x 5.5"	All
Foundation Vents - 6" x 14"	All
Gable Vents - 12" x 12", 12" x 18", 14" x 12", 14" x 18", 14" x 24", 18" x 20", 18" x 24", 22" x 30"	All
Under Eave Fire Plugs - 2", 3", 4"	All

Visit www.monierlifetile.com for specific part numbers, or contact your local Sales Representative.



- Complete line of flame and ember resistant vents
- Safety vents reduce the risk of fire due to direct flame and flying embers
- Reduce risk of damage due to wind driven rain or snow
- 20 year limited warranty
- Comparable NFVA to conventional vent designs - independently tested and certified
- Easy to paint
- Made with 26 gauge galvanized steel, G90 for long life
- Patent pending overlapping baffle design compliant with new California Ch7a Building Code

Miscellaneous

Roof Layout Tape

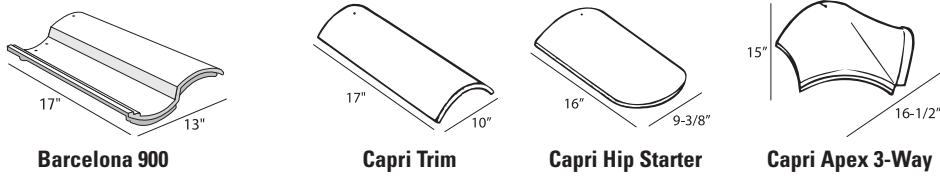


Part Number	Description	Profile
90080	Roof Layout Tape 14"	Barcelona/Villa/Saxony

- Eliminates course calculations
- Easy, cost effective, accurate
- Assures code compliance by establishing proper headlap for tiles
- Eliminates the need to mark off the roof

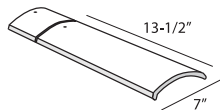
Technical Specifications and Packaging - Standard Weight Tile

Barcelona 900™ - F.O.B. Lathrop, CA



Barcelona 900™	Coverage	Approx. Installed Weight	Pieces Per Pallet	Squares Per Pallet	Approx. Weight Per Pallet	Price	Unit
Barcelona 900	85	930 lbs	264	3.11	3250 lbs	\$	/Square
Capri Trim	-	-	180	-	1585 lbs	\$	/Piece
Capri Hip Starter	-	-	-	-	-	\$	/Piece
Capri Apex 3-Way	-	-	-	-	-	\$	/Piece

Boosted Barcelona Caps - F.O.B. Lathrop, CA

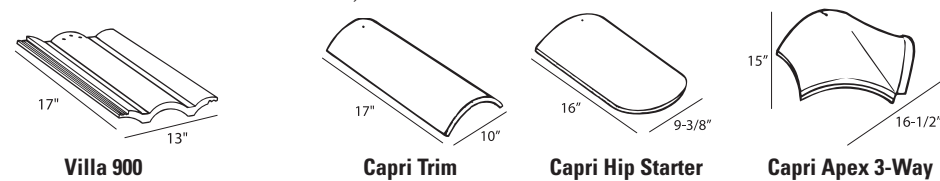


Boosted Barcelona Caps

Boosted Barcelona Caps	Coverage	Available Applications Approx. Installed Weight	Pieces Per Pallet	Approx. Weight Per Pallet	Price	Unit
Boosted Barcelona Caps	-	10% - Approx. 9 caps per sq 940 - 950 lbs 20% - Approx. 18 caps per sq 980 - 1000 lbs 30% - Approx. 27 caps per sq 1020 - 1050 lbs	244	1270 lbs	\$	/Piece

Boosted Barcelona is an available application of Barcelona 900 tile and should be installed with Barcelona 900 field tile. Technical Specifications and Packaging are quoted for Boosted Barcelona Caps. Sold in full pallet quantities only. Wire Ties and Instructions are included with the tile pallet.

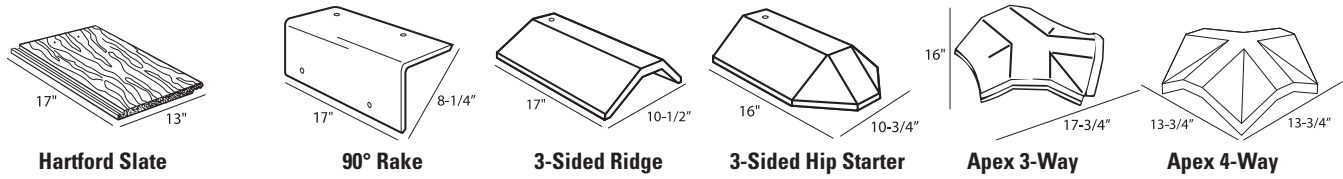
Villa 900™ - F.O.B. Stockton, CA



Villa 900™	Coverage	Approx. Installed Weight	Pieces Per Pallet	Squares Per Pallet	Approx. Weight Per Pallet	Price	Unit
Villa 900	87	930 lbs	288	3.31	3260 lbs	\$	/Square
Capri Trim	-	-	180	-	1585 lbs	\$	/Piece
Capri Hip Starter	-	-	-	-	-	\$	/Piece
Capri Apex 3-Way	-	-	-	-	-	\$	/Piece

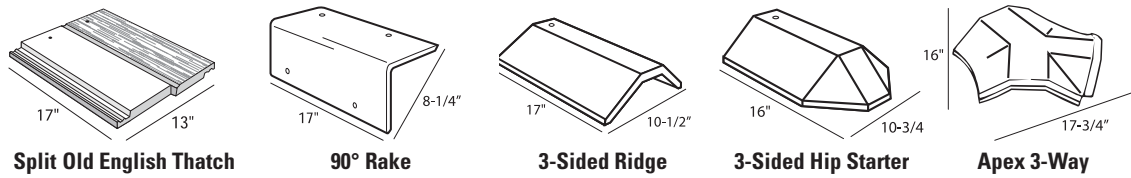
Technical Specifications and Packaging - Standard Weight Tile

Saxony 900 Hartford® Slate - F.O.B. Stockton, CA



Saxony 900™ Hartford® Slate	Coverage	Approx. Installed Weight	Pieces Per Pallet	Squares Per Pallet	Approx. Weight Per Pallet	Price	Unit
Hartford Slate	85	910 lbs	288	3.39	3405 lbs	\$	/Square
90° Rake	-	-	210	-	1930 lbs	\$	/Piece
3-Sided Ridge	-	-	245	-	2235 lbs	\$	/Piece
3-Sided Hip Starter	-	-	-	-	-	\$	/Piece
Apex 3-Way	-	-	-	-	-	\$	/Piece
Apex 4-Way	-	-	-	-	-	\$	/Piece

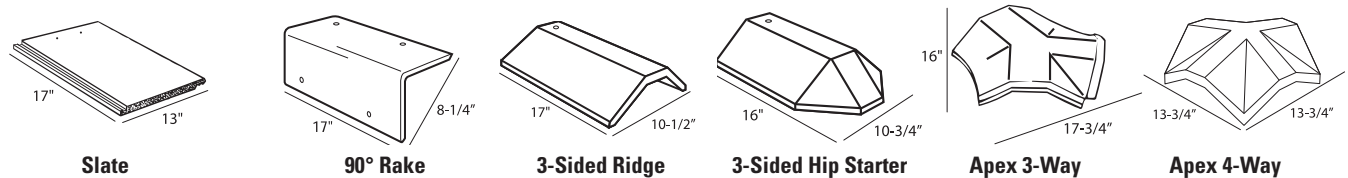
Saxony 900™ Split Old English Thatch - F.O.B. Stockton, CA



Saxony 900™ Split Old English Thatch	Coverage	Approx. Installed Weight	Pieces Per Pallet	Squares Per Pallet	Approx. Weight Per Pallet	Price	Unit
Split Old English Thatch	91	980 lbs	288	3.2	3405 lbs	\$	/Square
90° Rake	-	-	210	-	1930 lbs	\$	/Piece
3-Sided Ridge	-	-	245	-	2235 lbs	\$	/Piece
3-Sided Hip Starter	-	-	-	-	-	\$	/Piece
Apex 3-Way	-	-	-	-	-	\$	/Piece

Saxony Split Old English Thatch should be applied in a random, broken-bond with a minimum 3" offset between the sidelaps of adjacent courses. Sidelaps in alternate courses shall not be in direct alignment. Saxony Split Old English Thatch should be installed with a 4" headlap.

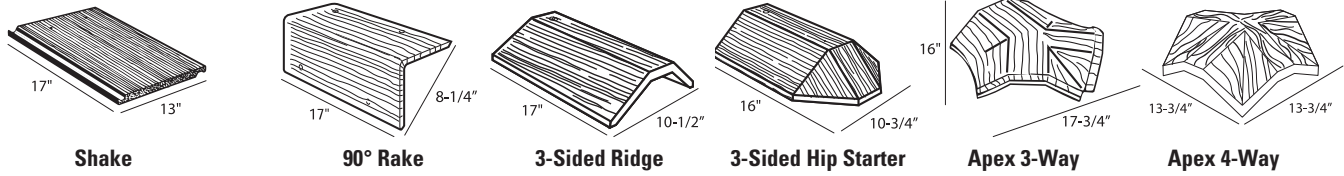
Saxony 900™ Slate - F.O.B. Stockton, CA



Saxony 900™ Slate	Coverage	Approx. Installed Weight	Pieces Per Pallet	Squares Per Pallet	Approx. Weight Per Pallet	Price	Unit
Slate	85	910 lbs	288	3.39	3405 lbs	\$	/Square
90° Rake	-	-	210	-	1930 lbs	\$	/Piece
3-Sided Ridge	-	-	245	-	2235 lbs	\$	/Piece
3-Sided Hip Starter	-	-	-	-	-	\$	/Piece
Apex 3-Way	-	-	-	-	-	\$	/Piece
Apex 4-Way	-	-	-	-	-	\$	/Piece

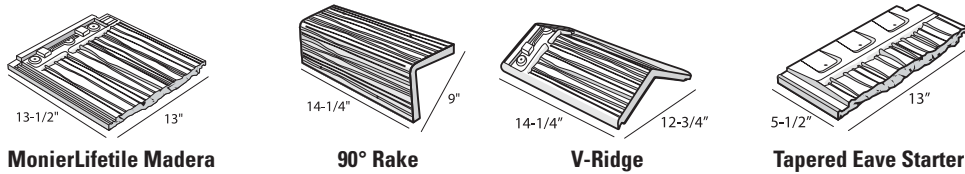
Technical Specifications and Packaging - Roof System Components

Saxony 900™ Shake - F.O.B. Stockton, CA



Saxony 900™ Shake	Coverage	Approx. Installed Weight	Pieces Per Pallet	Squares Per Pallet	Approx. Weight Per Pallet	Price	Unit
Shake	85	910 lbs	288	3.39	3405 lbs	\$	/Square
90° Rake	-	-	210	-	1930 lbs	\$	/Piece
3-Sided Ridge	-	-	245	-	2235 lbs	\$	/Piece
3-Sided Hip Starter	-	-	-	-	-	\$	/Piece
Apex 3-Way	-	-	-	-	-	\$	/Piece
Apex 4-Way	-	-	-	-	-	\$	/Piece

MonierLifetile® Madera - F.O.B. Gilroy, CA



MonierLifetile® Madera	Coverage	Approx. Installed Weight	Pieces Per Pallet	Squares Per Pallet	Approx. Weight Per Pallet	Price	Unit
MonierLifetile Madera	120	950 lbs	360	3	3010 lbs	\$	/Square
90° Rake	-	-	200	-	1490 lbs	\$	/Piece
V-Ridge	-	-	180	-	1695 lbs	\$	/Piece
Tapered Eave Starter	-	-	184	-	686 lbs	\$	/Piece

MonierLifetile Madera has four different shake detail patterns and it is suggested that they be applied in a random, broken-bond with a minimum 3" offset between the sidelaps of adjacent courses. Sidelaps in alternate courses shall not be in direct alignment.

Technical Specifications and Packaging - Roof System Components

F.O.B. Stockton, CA (S) - F.O.B. Lathrop, CA(L) - F.O.B. Gilroy, CA (G)

Description	Profile	Packaging	F.O.B. Stocked (•)	Price	Unit
Battens					
Batten Extenders 10"	All	50/Bag	S, L, G•	\$	/Bag
Batten Extenders 18"	All	50/Bag	S, L, G•	\$	/Bag
Volume Pricing		12 Bags		\$	/Bag
EBS - Elevated Batten System 1" x 3" x 4'	All	24/Bundle	S, L, G•	\$	/Bundle
Volume Pricing		72 Bundles Min.		\$	/Bundle
Drop Ship/Ship To		672 Bundles/Truck		\$	/Bundle
EBS - Fire Retardant 1" x 3" x 4'	All	1-359 Bundles/Truck		\$	/Bundle
Drop Ship/Ship To		24/Bundle, 360-719 Bundles/Truck		\$	/Bundle
Drop Ship/Ship To		24/Bundle, 720 Bundles/Truck		\$	/Bundle
EBS - Elevated Batten System 1" x 2" x 4'	All	24/Bundle	S, L•	\$	/Bundle
Volume Pricing		108 Bundles Min.		\$	/Bundle
Drop Ship/Ship To		1200 Bundles/Truck		\$	/Bundle
EBS - Fire Retardant 1" x 2" x 4'	All	1-599 Bundles/Truck		\$	/Bundle
Drop Ship/Ship To		24/Bundle, 600-1199 Bundles/Truck		\$	/Bundle
Drop Ship/Ship To		24/Bundle, 1200 Bundles/Truck		\$	/Bundle
EBS - Elevated Batten System 1" x 2" x 8'	All	12/Bundle	S•	\$	/Bundle
Volume Pricing		108 Bundles Min.		\$	/Bundle
Drop Ship/Ship To		1080 Bundles/Truck		\$	/Bundle
EBS - 1" x 3" x 8' - Drop Ship/Ship To	All	12/Bundle, 684 Bundles/Truck	S•	\$	/Bundle
EBS - Plastic Pads - Drop Ship	All	1000/Box		\$	/Box
Eaves (All Eave Closure Metal 800 piece minimum volume pricing less 10%)					
Anti-Ponding Taper Strip 1 1/2"	All	50/Bundle	S•L, G•	\$	/Bundle
EBS - Vented Eave Riser - Metal - Charcoal Grey	Barcelona	Approx. 10' Piece	L•	\$	/Piece
Vented Eave Riser - Metal - Charcoal Grey	Barcelona	Approx. 10' Piece	L•	\$	/Piece
Eave Closure - Metal - Charcoal Grey	Barcelona	Approx. 10' Piece	L•	\$	/Piece
Eave Closure - Metal - Terra Cotta	Barcelona	Approx. 10' Piece	L•	\$	/Piece
EBS - Vented Eave Riser - Metal - Charcoal Grey	Villa	Approx. 10' Piece	S•	\$	/Piece
EBS - Vented Eave Riser - Metal - Terra Cotta	Villa	Approx. 10' Piece	S•	\$	/Piece
Vented Eave Riser - Metal - Charcoal Grey	Villa	Approx. 10' Piece	S•	\$	/Piece
Vented Eave Riser - Metal - Terra Cotta	Villa	Approx. 10' Piece	S•	\$	/Piece
Eave Closure - Metal - Charcoal Grey	Villa	Approx. 10' Piece	S•	\$	/Piece
Eave Closure - Metal - Terra Cotta	Villa	Approx. 10' Piece	S•	\$	/Piece
EBS - Vented Eave Riser - Metal - Black	Saxony	10' Piece	S•	\$	/Piece
Vented Eave Riser - Metal - Charcoal Grey	Saxony	10' Piece	S, L	\$	/Piece
Vented Eave Riser - Metal - Brown	Saxony	10' Piece	S	\$	/Piece
Eave Closure "T" 1 1/2" - 60°/120° - Metal - Charcoal Grey	Saxony	10' Piece	S•	\$	/Piece
Eave Closure "T" 1 1/2" - 60°/120° - Metal - Brown	Saxony	10' Piece	S•	\$	/Piece
Eave Closure "L" 1 1/2" - Metal - Charcoal Grey	Saxony	10' Piece	S•	\$	/Piece
Eave Closure "L" 1 1/2" - Metal - Brown	Saxony	10' Piece	S•	\$	/Piece
Eave Closure "T" 7/8" - Metal - Brown	MLT Madera	10' Piece	G•	\$	/Piece
Eave Closure "L" 7/8" - Metal - Brown	MLT Madera	10' Piece	G•	\$	/Piece
Fasteners					
Wind Clip 3 3/4" Eave - Galvanized	Barcelona	500/Box	L	\$	/Box
Wind Clip 3 1/16" - Deck/Batten Eave - Galvanized	Barcelona	500/Box	L•	\$	/Box
Wind Clip 2 5/8" - Galvanized	Villa	500/Box	S•	\$	/Box
EBS - Wind Clip 2 1/2" Deck/Batten Eave - Galvanized	Saxony	500/Box	S	\$	/Box
Wind Clip 1 1/4" Deck/Batten Eave - Galvanized	Saxony	500/Box	S	\$	/Box

Technical Specifications and Packaging - Roof System Components

F.O.B. Stockton, CA (S) - F.O.B. Lathrop, CA(L) - F.O.B. Gilroy, CA (G)

Description	Profile	Packaging	F.O.B. Stocked (•)	Price	Unit
Fasteners					
QuikDrive 2" - Zinc Galvanized Screws		2000/Box	S, G•	\$	/Box
QuikDrive 2 1/2" - Zinc Galvanized Screws		1500/Box	G•	\$	/Box
QuikDrive 2" Galvanized Screws		2000/Box	G•	\$	/Box
QuikDrive 2 1/2" Galvanized Screws		1500/Box	G•	\$	/Box
Boosted Barcelona Caps Wire Ties and Instructions*	Boosted Barcelona	140/Bag	L•	\$	/Bag
Flashing					
Wakaflex® 11" x 33' - Black	All	2 Rolls/Box	S• L• G•	\$	/Box
Volume Pricing		42 Rolls/Pallet		\$	/Box
Wakaflex® 22" x 16 3/8' - Black	All	2 Rolls/Box	S•	\$	/Box
Hip & Ridge					
Figaroll 11" x 33' - Charcoal	All	4 Rolls/Box	S• L• G	\$	/Roll
Volume Pricing		128 Rolls/Pallet		\$	/Roll
Zephyr Roll® 11" x 33' - Granite	Villa/Saxony/MLT Madera	4 Rolls/Box	S• L• G•	\$	/Roll
Volume Pricing		144 Rolls/Pallet		\$	/Roll
Zephyr Roll® 13.4" x 33' - Granite	Barcelona	4 Rolls/Box	S• L•	\$	/Roll
Volume Pricing		120 Rolls/Pallet		\$	/Roll
Zephyr Block™ 11" x 33'	Villa/Saxony/MLT Madera	4 Rolls/Box	S• L, G•	\$	/Roll
Volume Pricing		144 Rolls/Pallet		\$	/Roll
Zephyr Block™ 13.5" x 33'	Barcelona	4 Rolls/Box	S• L•	\$	/Roll
Volume Pricing		120 Rolls/Pallet		\$	/Roll
MLT RidgeVent -10 3/4" x 20' - Black	Saxony	Roll		\$	/Roll
Drop Ship/Ship To - Half Truck Load		28 Pallets/HTL		\$	/Pallet
Drop Ship/Ship To - Full Truck Load		56 Pallets/TL		\$	/Pallet
MLT Universal Water Dam - 14" x 20' - Black	Saxony	24 Rolls/Pallet		\$	/Pallet
Drop Ship/Ship To - Half Truck Load		28 Pallets/HTL		\$	/Pallet
Drop Ship/Ship To - Full Truck Load		56 Pallets/TL		\$	/Pallet
Ridge Riser	All	100/Box	S, L, G•	\$	/Box
Rake & Gable End					
Metal Rake Trim - Charcoal Grey	Saxony	10' Piece	S•	\$	/Piece
Metal Rake Trim - Brown	MLT Madera	10' Piece	G•	\$	/Piece
EBS - Rubber Wedges	Saxony	100/Box	S	\$	/Box
Batten - Rubber Wedges	Saxony	100/Box	S	\$	/Box
EBS - Rubber Wedges	MLT Madera	100/Box	G•	\$	/Box
Deck - Rubber Wedges	MLT Madera	100/Box	G•	\$	/Box
Tools					
Corded QuikDrive® Auto-Feed Screw Gun and Case	All	Case	S• L, G•	\$	/Case
Underlayment					
MLT TileSeal®	All	2 Square Roll	S•	\$	/Roll
Volume Pricing		20 Rolls/Pallet		\$	/Roll
Drop Ship/ShipTo		720 Rolls/Truck		\$	/Roll
Valleys (All Valley Metal 100 piece minimum volume pricing less 5%)					
EBS - 5 Ribbed Valley Metal 1" Ctr. Div., 3/8" Open Hem - Galv.	All	10' Piece	S, L, G•	\$	/Piece
Vents					
Zephyr Vent®	Barcelona	Piece	L•	\$	/Piece
Zephyr Vent Metal Vent Screen (optional)	All	Piece	S, L	\$	/Piece

*Wire Ties and Instructions are included with the tile pallet. Order additional through this part number.

Technical Specifications and Packaging - Roof System Components

F.O.B. Stockton, CA (S) - F.O.B. Lathrop, CA(L) - F.O.B. Gilroy, CA (G)

Description	Profile	Packaging	F.O.B. Stocked (•)	Price	Unit
Vents					
Brandguard Dormer Vent - Eyebrow - 19"x 3"	All	Piece	S• L, G	\$	/Piece
Brandguard Dormer Vent - Eyebrow - 19"x 3" - Soft Alum.	All	Piece	S• L, G	\$	/Piece
Brandguard Dormer Vent - Flat - 9"x 18"	All	Piece	S• L, G	\$	/Piece
Brandguard Dormer Vent - Flat - 9"x 18" - Soft Alum.	All	Piece	S• L, G	\$	/Piece
Brandguard Dormer Vent - Flat -12"x 24"	All	Piece	S• L, G	\$	/Piece
Brandguard Dormer Vent - Flat -12"x 24" - Soft Alum.	All	Piece	S• L, G	\$	/Piece
Brandguard Foundation Vent - 6"x 14"	All	8/Box	S• L, G	\$	/Box
Brandguard Gable Vent - 12"x 12"	All	5/Box	S• L, G	\$	/Box
Brandguard Gable Vent - 12"x 18"	All	5/Box	S• L, G	\$	/Box
Brandguard Gable Vent - 14"x 12"	All	5/Box	S• L, G	\$	/Box
Brandguard Gable Vent - 14"x 18"	All	5/Box	S• L, G	\$	/Box
Brandguard Gable Vent - 14"x 24"	All	5/Box	S• L, G	\$	/Box
Brandguard Gable Vent - 18"x 20"	All	2/Box	S• L, G	\$	/Box
Brandguard Gable Vent - 18"x 24"	All	2/Box	S• L, G	\$	/Box
Brandguard Gable Vent - 22"x 30"	All	2/Box	S• L, G	\$	/Box
Brandguard Under Eave Fire Plug - 2"	All	150/Box	S• L, G	\$	/Box
Brandguard Under Eave Fire Plug - 3"	All	100/Box	S• L, G	\$	/Box
Brandguard Under Eave Fire Plug - 4"	All	50/Box	S• L, G	\$	/Box
Brandguard Under Eave/Soffit Vent - 14"x 3.5"	All	10/Box	S• L, G	\$	/Box
Brandguard Under Eave/Soffit Vent - 14"x 5"	All	10/Box	S• L, G	\$	/Box
Brandguard Under Eave/Soffit Vent - 22"x 3"	All	10/Box	S• L, G	\$	/Box
Brandguard Under Eave/Soffit Vent - 22"x 3.5"	All	10/Box	S• L, G	\$	/Box
Brandguard Under Eave/Soffit Vent - 22"x 5.5"	All	10/Box	S• L, G	\$	/Box
Miscellaneous					
Roof Layout Tape 14"	Barcelona/Villa/Saxony	Roll	S•	\$	/Roll





SALES OFFICES NATIONWIDE:

- Phoenix, ARIZONA
- Gilroy, CALIFORNIA
- Lathrop, CALIFORNIA
- Stockton, CALIFORNIA
- Rialto, CALIFORNIA
- Denver, COLORADO
- Pompano Beach, FLORIDA
- Lake Wales, FLORIDA
- Atlanta, GEORGIA
- Kapolei, HAWAII
- Kansas City, MISSOURI
- Henderson, NEVADA
- Katy, TEXAS
- Tacoma, WASHINGTON

CORPORATE OFFICE:

MonierLifetile
 P.O. Box 19792
 Irvine, CA 92623-9792
 (949) 756-1605

A NATIONAL PRESENCE

MonierLifetile LLC, with headquarters in Irvine, CA, is backed by the strength and financial resources of Monier, based in Europe, and Boral Ltd., based in Australia. MonierLifetile has 13 manufacturing plants and service offices throughout the United States and a plant in Guadalajara, Mexico.

A joint venture of



Member of



MonierLifetile®

Changing the way people think about roofs.

For more information, please call or visit our website at:
www.monierlifetile.com 1-800-571-TILE (8453)